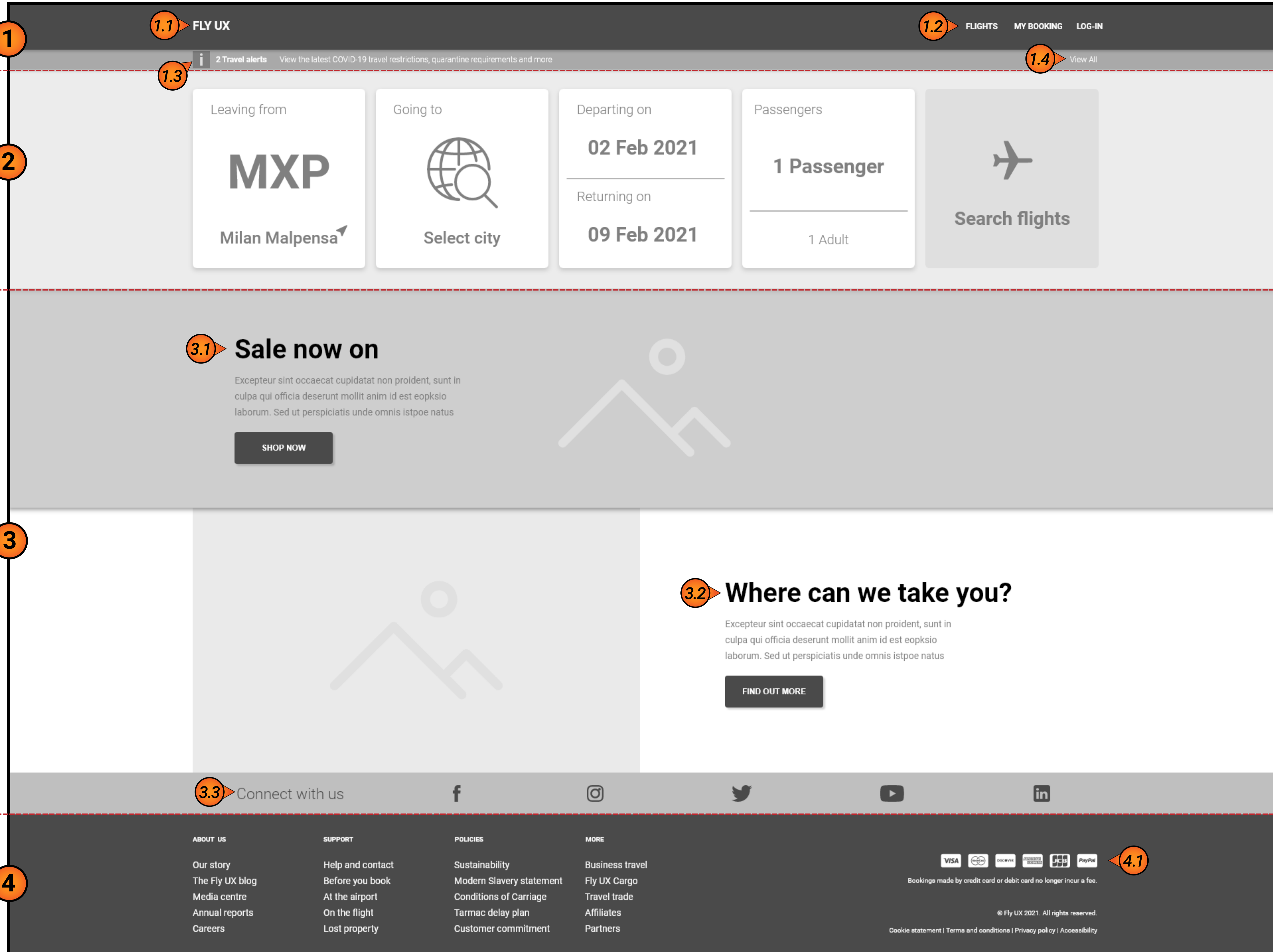




Project 15
Wireframes for desktop

Samuel Lizzi

01.01_Landing_page



1 Header

- This version to appear on all pages, except when in booking mode.
- Travel alerts only on landing page.
- On scroll sticky header.
- On approval, fly_ux_logo.png available in project folder -> assets/images

- 1.1 • Logo on selection returns to landing page.
- 1.2 • Navigation menu text approved.
- Links support 2 different states, default and hover with elevation.
- On selection:
 - Flights -> flyux.com/flights
 - My Booking -> flyux.com/mybooking
 - Log-in -> pop up (to be designed).
- 1.3 • On approval, info icon available in project folder -> assets/icons.
- text to be supplied from operations team via the marketing team
- 1.4 • On selection, animate pop up (to be designed).

2 Hero

- Go to -> 02. Hero Banner

3 Body

- 3.1 **Sales Banner**
 - Header 'Sale now on' and button text 'SHOP NOW' approved. Body text to be supplied by marketing.
 - See 01.02_button_spec provided by the development team. Final spec to be approved at high fidelity.
 - On approval, sale_image.jpg available in project folder -> assets/images
 - Banner must stay above the fold.

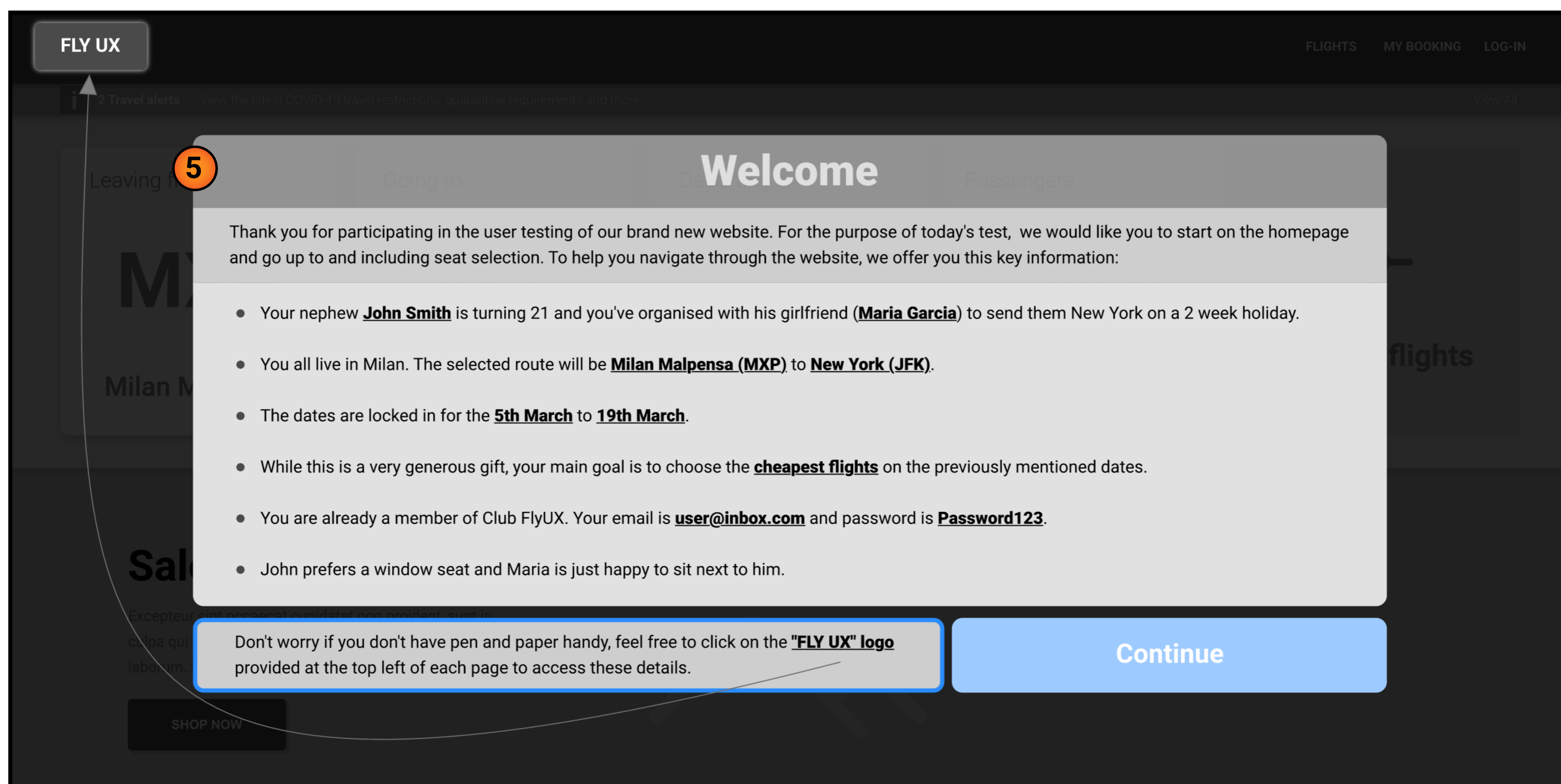
- 3.2 **Travel Info Banner**
 - Header 'Where can we take you?' and button text 'FIND OUT MORE' approved. Body text to be supplied by marketing.
 - See 01.02_button_spec provided by the development team. Final spec to be approved at high fidelity.
 - On approval, travel_image.jpg available in project folder -> assets/images

- 3.3 **Social links**
 - On approval, social icons available in project folder -> assets/icons
 - On selection, link to below:
 - Facebook = www.facebook.com/fly_ux
 - Instagram = www.instagram.com/fly_ux
 - Twitter = www.twitter.com/fly_ux
 - Youtube = www.youtube.com/c/flu_ux
 - LinkedIn = www.linkedin.com/fly_ux

01.02_button_spec

<p>HTML:</p> <pre><button class="CTA_buttons" type="button"> FIND OUT MORE </button></pre>	<p>CSS:</p> <pre>.styled { border: 0; line-height: 2.5; padding: 0 20px; font-size: 12px; text-align: center; color: #fff; text-shadow: none; border-radius: 5px; background-color: #707070; background-image: none; box-shadow: 1px 1px 1px #CECECE; } .styled:hover { background-color: #909090; box-shadow: 1px 1px 2px grey;</pre>
---	--

01.03_prototype_instructions



4 Footer

- Marketing has approved the categories. Use of existing copy and assets from current website.
- Links support 2 different states, default and hover with elevation.
- This version to appear on all pages, except when in booking mode.
- 4.1 • On approval, payment icons available in project folder -> assets/icons.

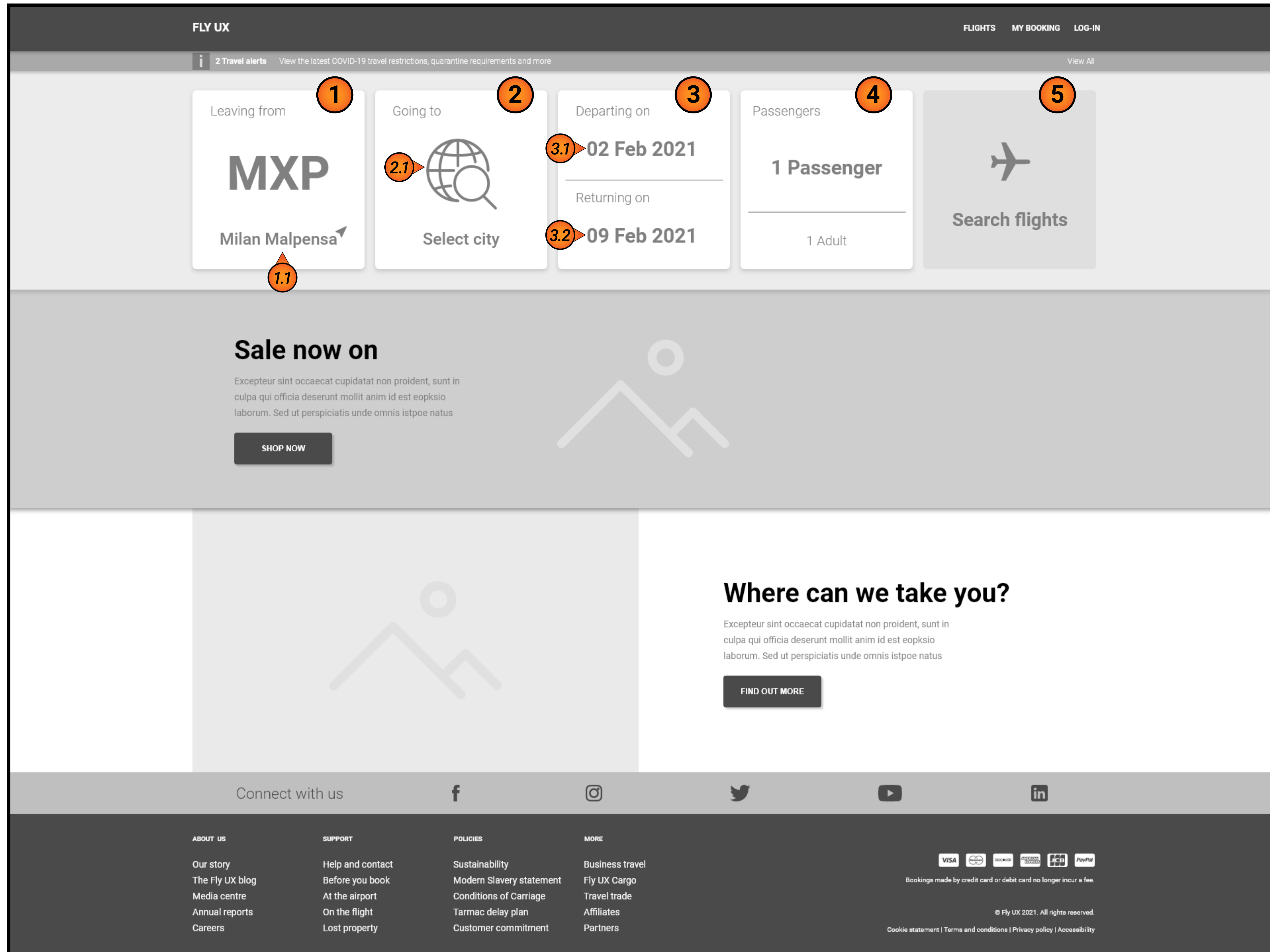
5 Prototype instructions

- To help navigate the prototype, see information in 01.03_prototype_instructions
- #Note - Available on every page by selecting the Fly UX logo.

For examples of functionality, please view prototype.

[click here](#)

02.01_Landing_page



1 'Leaving from' Card

- This card supports 2 different states, default and hover with elevation.
- The header text 'Leaving from' is static
- The subhead and supporting_text changes based on airport selected. Table supplied '02.02_subhead_supportingtext' contains .
- On selection card animates to '03.01_Select_Destination'
- Animation to last 400 milliseconds.

1.1 On page load, use IP geolocation to select nearest departure airport.

1.2 See below 02.03_leaving_from_card, if the user changes the pre-selected airport, compass icon must be removed.

2 'Going to' Card

- This card supports 2 different states, default and hover with elevation.
- The header text 'Going to' is static
- The subhead and supporting_text changes based on airport selected. See '02.02_subhead_supportingtext' list below.
- On selection card animates to '03.01_Select_Destination'
- Animation to last 400 milliseconds.
- See below 02.04_going_to_card, On completion of selection, icon replaced with subhead acronym for airport.

2.1 On approval, search_icon.svg available in project folder -> assets/icons.

3 'Depart/Return' Card

- This card supports 2 different states default and hover with elevation.
- The header text 'Departing on' & 'Returning on' is static
- On selection button animates to '03.01_Select_Date-Transition'
- Animation to last 400 milliseconds.

See below 02.05_one-way_card, if one way is selected.

3.1 On page load, use current date + 1 day for departure date.

3.2 On page load, use departure date + 7 days for return date.

4 'Passengers' Card

- This card supports 2 different states default and hover with elevation.
- The header text 'Passengers' is static
- On page load, default to 1 Passenger = 1 Adult
- On selection button animates to '02.01_Select_Destination-Transition'
- Animation to last 400 milliseconds.
- See below 02.06_passenger_card, if multiple passengers are selected. Subhead = total passengers, supporting_text = display quantity per category.

5 'Search flights' Card

- On page load this card is disabled.
- On approval, plane_icon.svg available in project folder -> assets/icons.

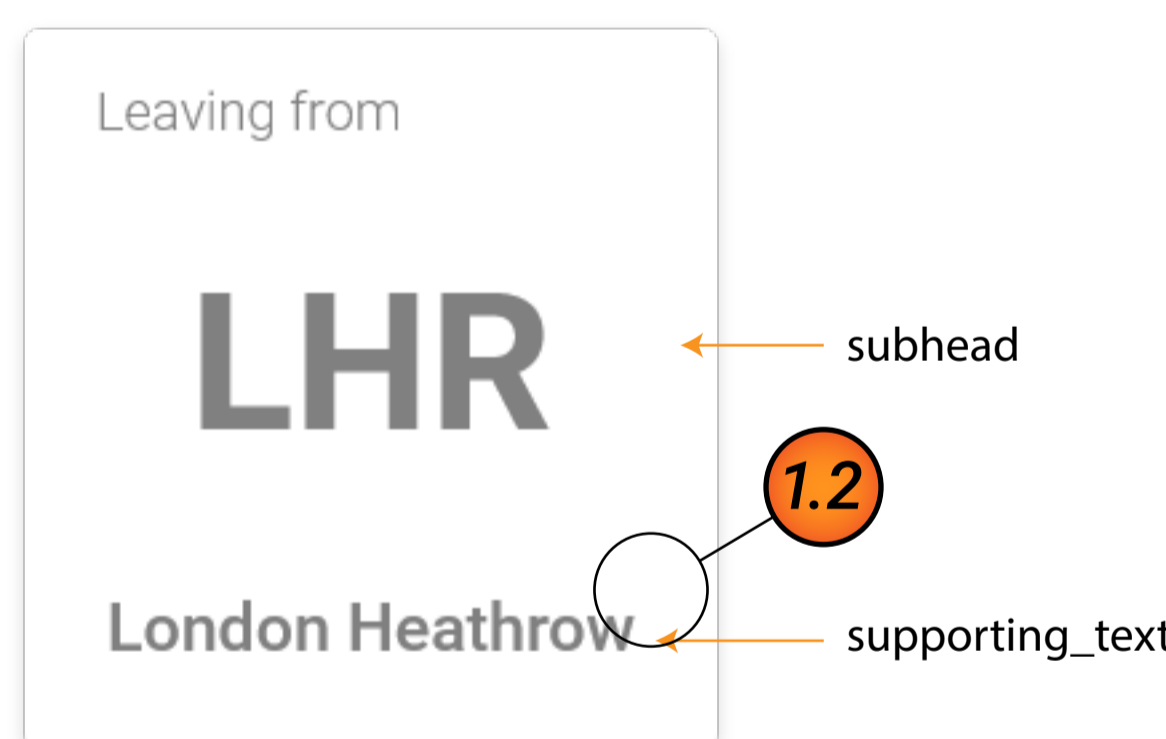
For examples of functionality, please view prototype.

[click here](#)

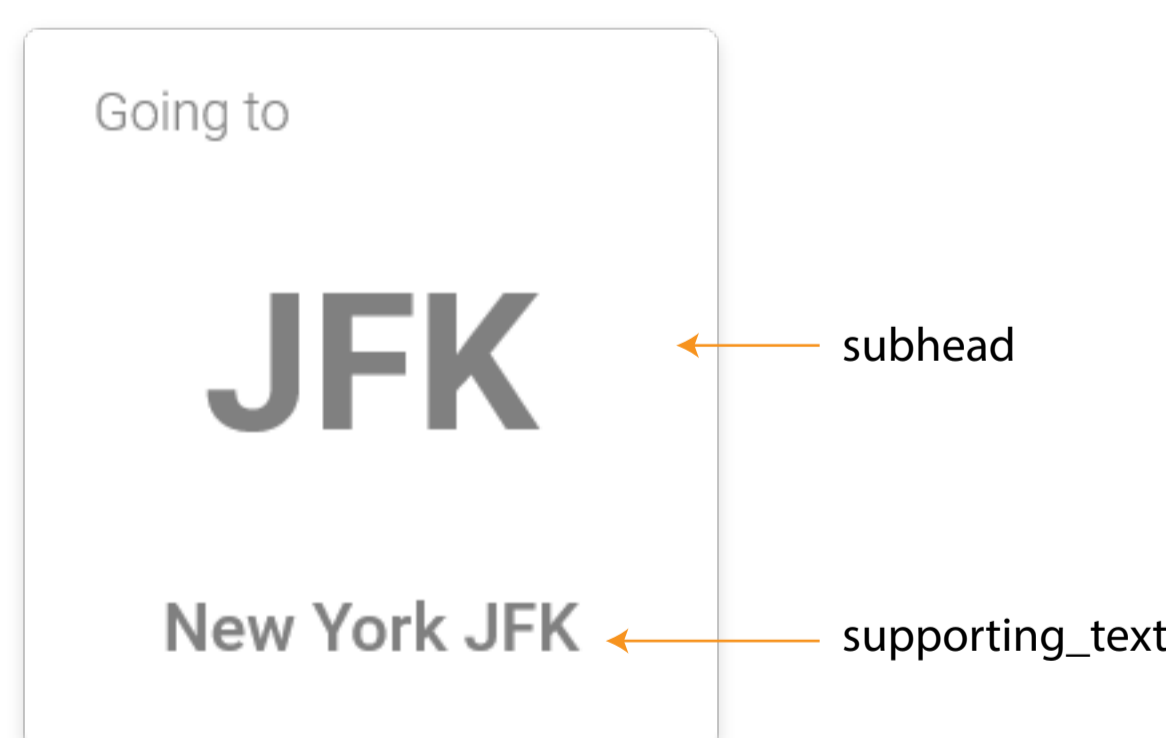
02.02_subhead_supportingtext

subhead	supporting text	subhead	supporting text	subhead	supporting text	subhead	supporting text	subhead	supporting text	subhead	supporting text
JNB	Johannesburg	PVG	Shanghai	SUB	Surabaya	MNL	Manila	BNE	Brisbane	MXP	Milan Malpensa
YYZ	Toronto	XMN	Xiamen	FUK	Fukuoka	SIN	Singapore	HBA	Hobart	FCO	Rome Fiumicino
YVR	Vancouver	HKG	Hong Kong	NGO	Nagoya	ICN	Seoul	MEL	Melbourne	AMS	Amsterdam
BOS	Boston	BLR	Bengaluru	KIX	Osaka	CMB	Colombo	PER	Perth	BCN	Barcelona
ORD	Chicago	MAA	Chennai	CTS	Sapporo	KHH	Kaohsiung	SYD	Sydney	MAD	Madrid
LAX	Los Angeles	HYD	Hyderabad	HND	Tokyo	TPE	Taipei	WTB	Toowoomba	ZRH	Zürich
EWB	New York	CCU	Kolkata	NRT	Tokyo	BKK	Bangkok	AKL	Auckland	LHR	London Heathrow
JFK	New York City	BOM	Mumbai	KUL	Kuala Lumpur	HKT	Phuket	CHC	Christchurch	MAN	Manchester
SFO	San Francisco	DEL	New Delhi	PEN	Penang	HAN	Hanoi	BRU	Brussels	TLV	Tel Aviv
PNH	Phnom Penh	DPS	Denpasar	KTM	Kathmandu	SGN	Ho Chi Minh City	CDG	Paris	DXB	Dubai
PEK	Beijing	CGK	Jakarta	CEB	Cebu	ADL	Adelaide	FRA	Frankfurt		

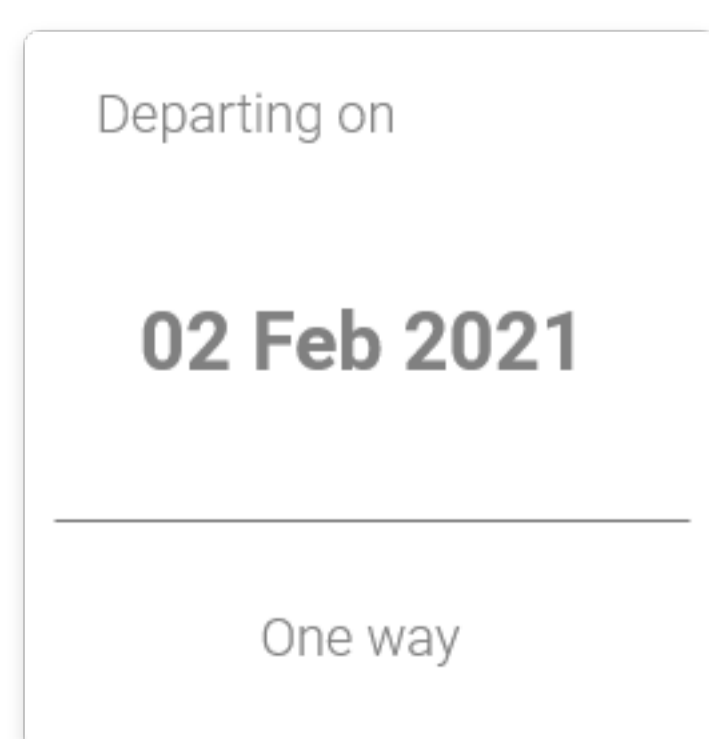
02.03_leaving_from_card



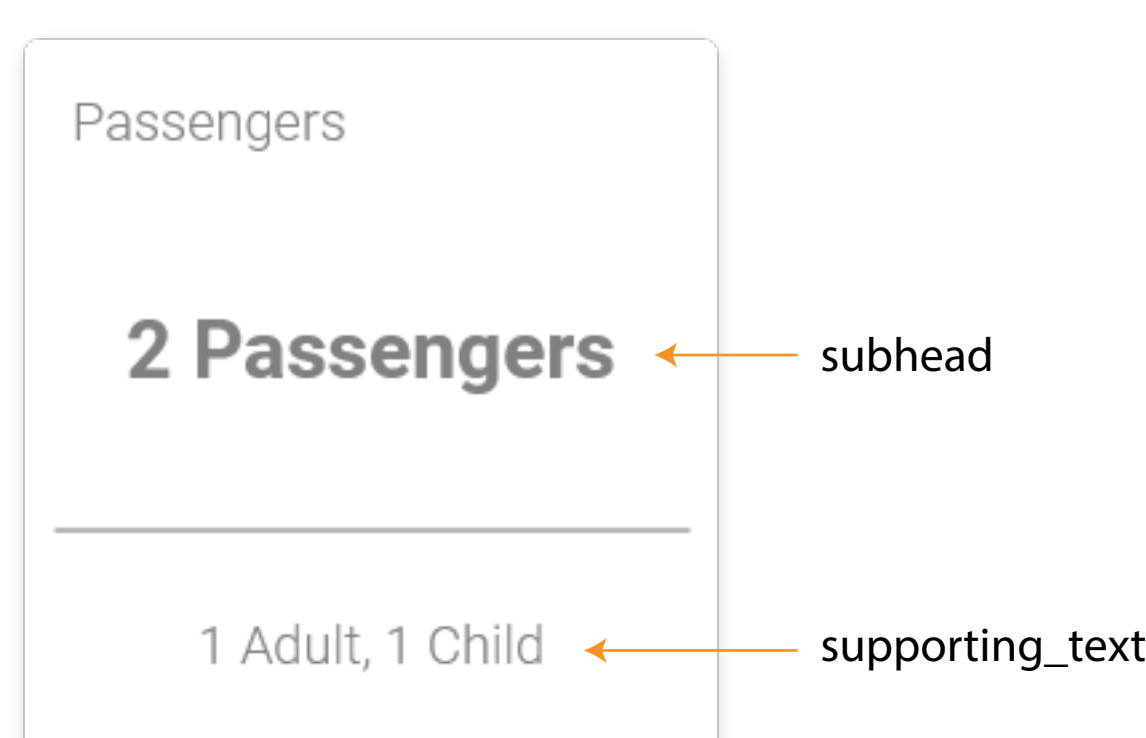
02.04_going_to_card

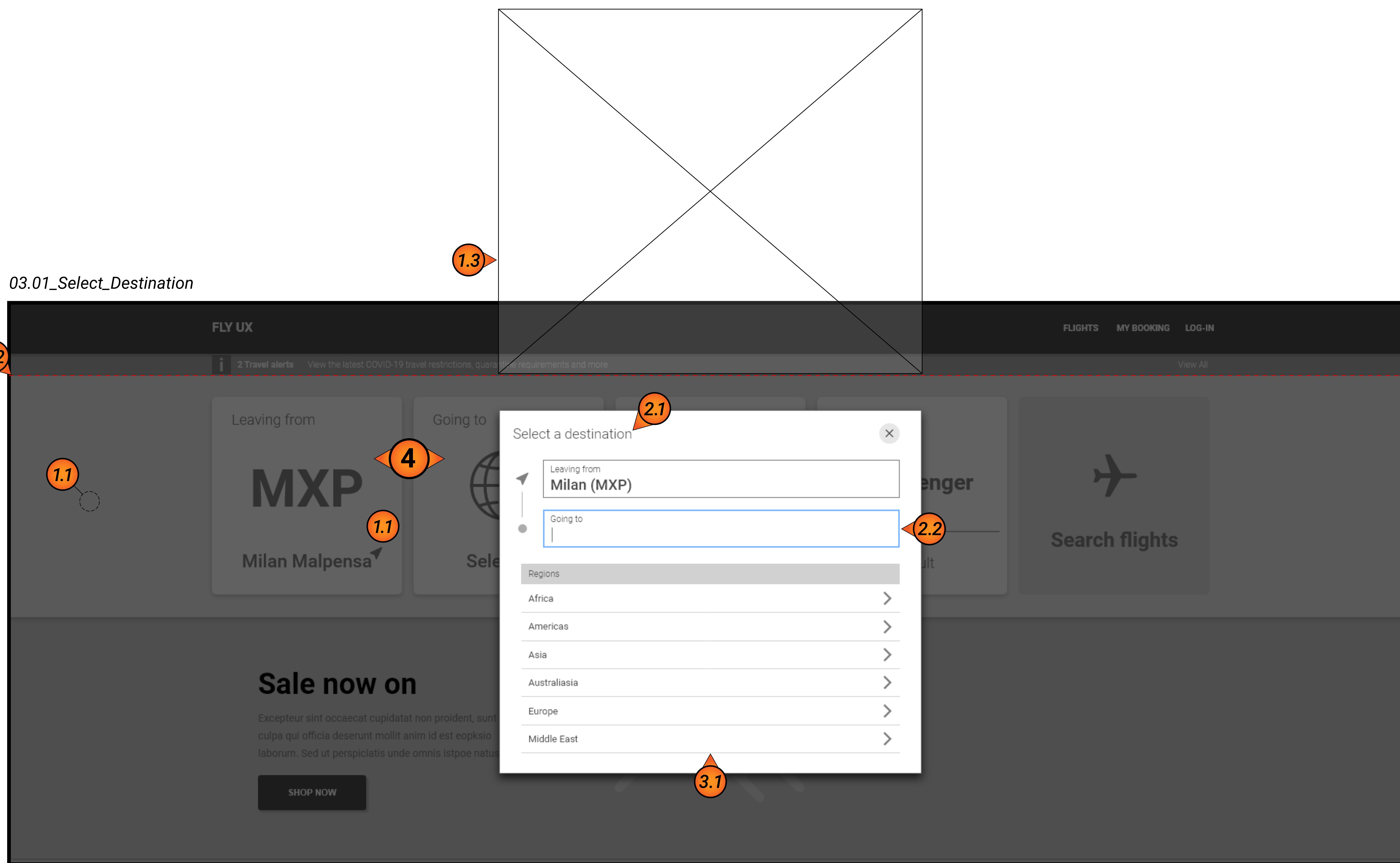


02.05_one-way_card



02.06_passenger_card





03.01_Select_Destination

1 Transition fade & animation

- 1.1 • Overlay with #000000 at 60% transparency.
- 1.2 • Start position below Travel alerts banner
- 1.3 • Animation to last 250 milliseconds.

2 Selection card

- 2.1 • Header text changes depending on which text box is active
- 2.2 • On load, activate single-line text input field that coincides with 'leaving from' or 'going to'.
 - Input fields support 4 different states: enabled, disabled, highlighted on hover and selected when taking the focus.
 - Utilise AJAX Live Search functionality to search/filter based on table supplied below 03.02_airport_list. Example show on 03.03_live_search

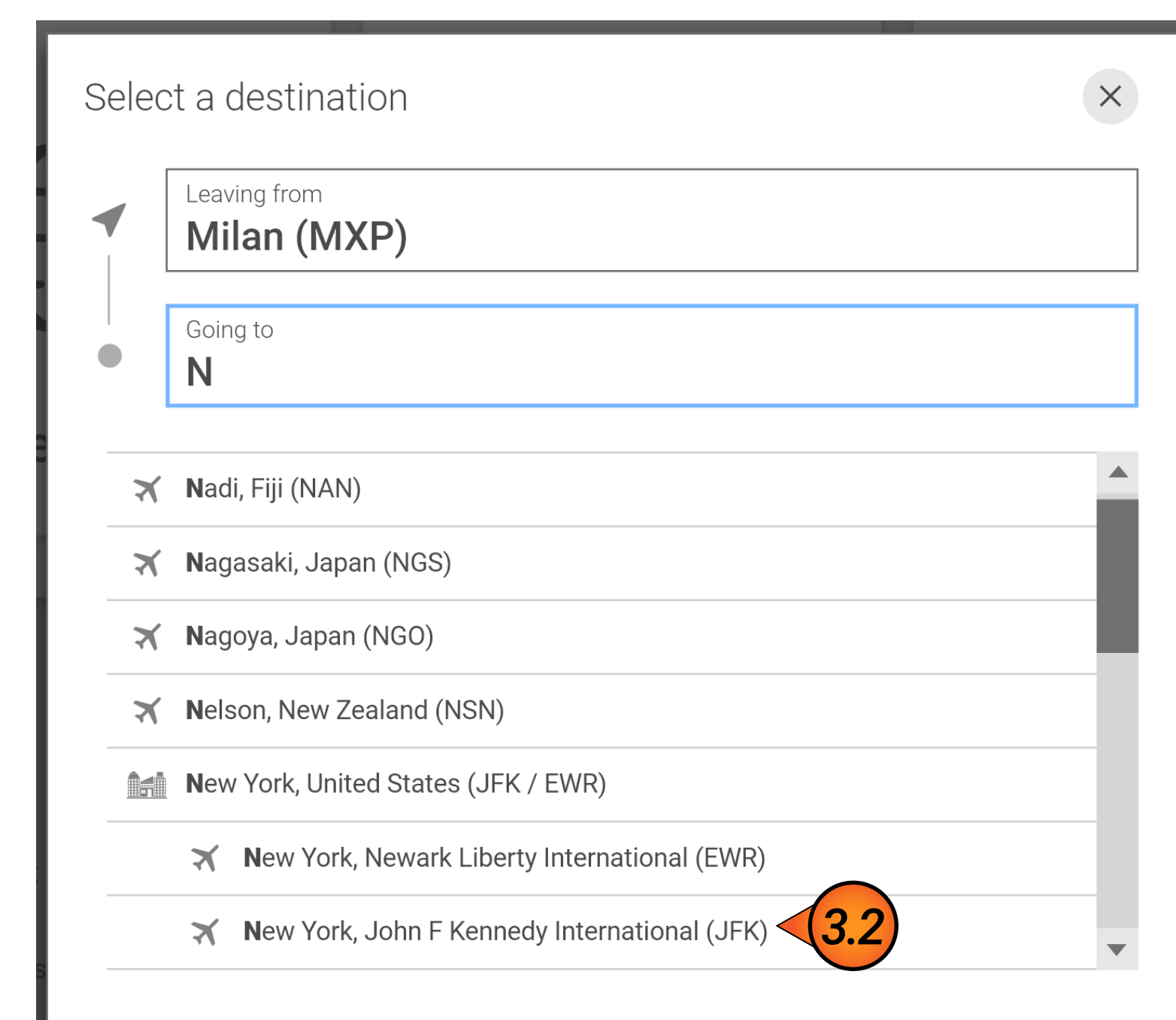
3 Airport list

- 3.1 • On selection, filter possible options based on table supplied below 03.02_airport_list
- 3.2 • Listed options support 3 different states: default, highlighted on hover and selected.
 - On selection, single-line text input field is populated.
 - If selecting 'Leaving from', then 'Going to' input field is made active.
 - If selecting 'Going to' then animates to '04.01_Select_Date'
 - Delay animation 1000 milliseconds, then fade out animation to last 400 milliseconds.

03.02_airport_list

Regions	Countries	Airports
Africa	South Africa	Johannesburg (JNB)
Americas	Canada	Toronto (YYZ)
Americas	Canada	Vancouver (YVR)
Americas	United States	Boston (BOS)
Americas	United States	Chicago (ORD)
Americas	United States	Los Angeles (LAX)
Americas	United States	New York (EWR)
Americas	United States	New York City (JFK)
Americas	United States	San Francisco (SFO)
Asia	Cambodia	Phnom Penh (PNH)
Asia	China	Beijing (PEK)
Asia	China	Shanghai (PVG)
Asia	China	Xiamen (XMN)
Asia	Hong Kong	Hong Kong (HKG)
Asia	India	Bengaluru (BLR)
Asia	India	Chennai (MAA)
Asia	India	Hyderabad (HYD)
Asia	India	Kolkata (CCU)
Asia	India	Mumbai (BOM)
Asia	India	New Delhi (DEL)
Asia	Indonesia	Denpasar (DPS)
Asia	Indonesia	Jakarta (CGK)
Asia	Indonesia	Surabaya (SUB)
Asia	Japan	Fukuoka (FUK)
Asia	Japan	Nagoya (NGO)
Asia	Japan	Osaka (KIX)
Asia	Japan	Sapporo (CTS)
Asia	Japan	Tokyo (HND)
Asia	Japan	Tokyo (NRT)
Asia	Malaysia	Kuala Lumpur (KUL)
Asia	Malaysia	Penang (PEN)
Asia	Nepal	Kathmandu (KTM)
Asia	Philippines	Cebu (CEB)
Asia	Philippines	Manila (MNL)
Asia	Singapore	Singapore (SIN)
Asia	South Korea	Seoul (ICN)
Asia	Sri Lanka	Colombo (CMB)
Asia	Taiwan	Kaohsiung (KHH)
Asia	Taiwan	Taipei (TPE)
Asia	Thailand	Bangkok (BKK)
Asia	Thailand	Phuket (HKT)
Asia	Vietnam	Hanoi (HAN)
Asia	Vietnam	Ho Chi Minh City (SGN)
Australasia	Australia	Adelaide (ADL)
Australasia	Australia	Brisbane (BNE)
Australasia	Australia	Hobart (HBA)
Australasia	Australia	Melbourne (MEL)
Australasia	Australia	Perth (PER)
Australasia	Australia	Sydney (SYD)
Australasia	Australia	Toowoomba (WTB)
Australasia	New Zealand	Auckland (AKL)
Australasia	New Zealand	Christchurch (CHC)
Europe	Belgium	Brussels (BRU)
Europe	France	Paris (CDG)
Europe	Germany	Frankfurt (FRA)
Europe	Italy	Milan Malpensa (MXP)
Europe	Italy	Rome Fiumicino (FCO)
Europe	Netherlands	Amsterdam (AMS)
Europe	Spain	Barcelona (BCN)
Europe	Spain	Madrid (MAD)
Europe	Switzerland	Zürich (ZRH)
Europe	United Kingdom	London Heathrow (LHR)
Europe	United Kingdom	Manchester (MAN)
Middle East	Israel	Tel Aviv (TLV)
Middle East	United Arab Emirates	Dubai (DXB)

03.03_live_search

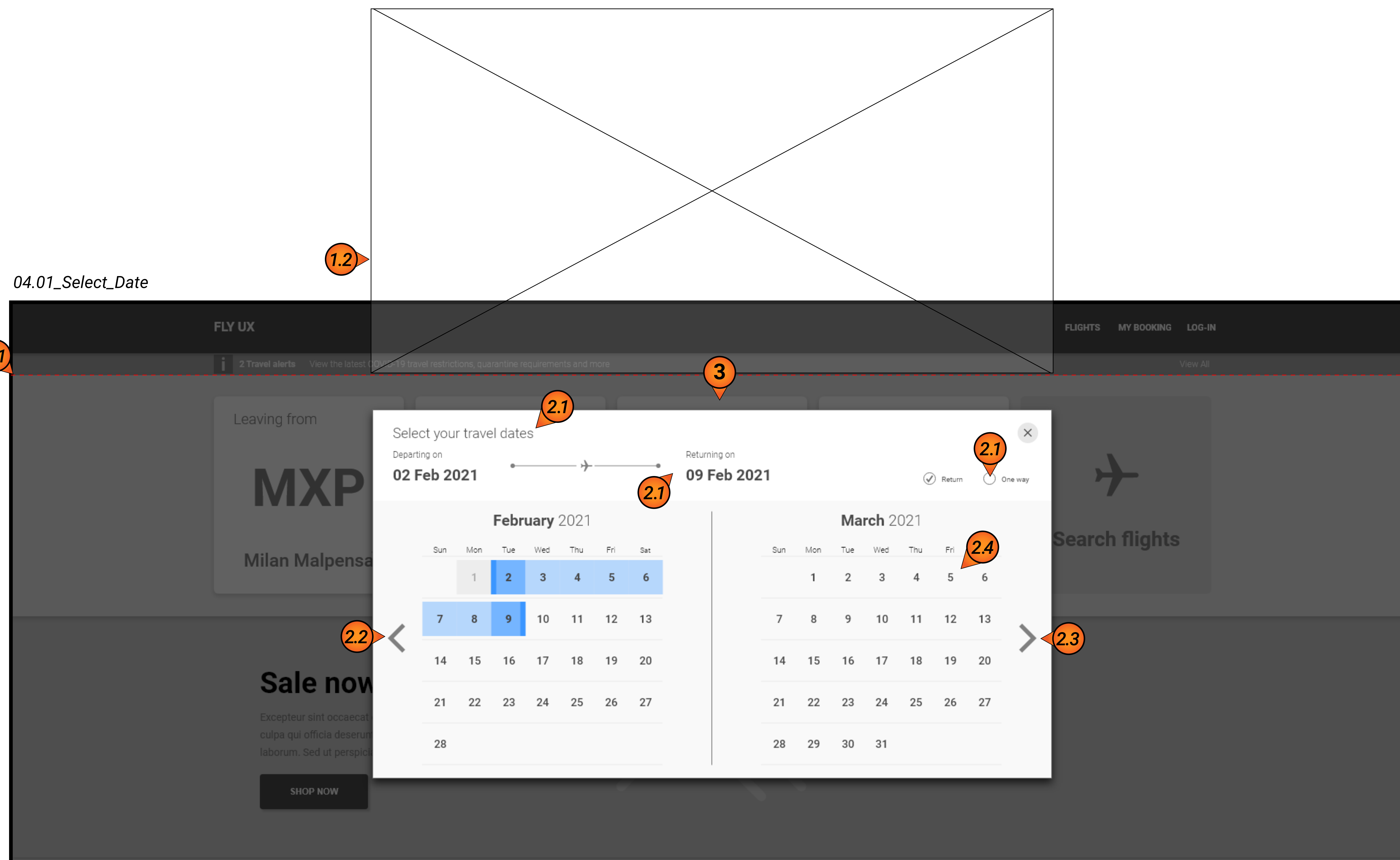


4 Hero cards

- On completion of selection, update detail of hero, see 02.04_going_to_card

For examples of functionality,
please view prototype.

[click here](#)



1 Transition fade & animation

- 1.1 • Start position below Travel alerts banner
- 1.2 • Animation to last 250 milliseconds.

2 Date selection card

- 2.1 • If 'One way' is selected, remove
 - s from dates in header
 - subtext_returning_on
 - subtext_date; and
 - from/to icon

- 2.2 • Previous month pagination.
 - On selection, -1 month.
 - Input fields support 2 states, enabled and disabled.
 - If departure date set current date +1, then disabled function

- 2.3 • Next month pagination
 - On selection, +1 month
 - Input fields support 2 states, enabled and disabled
 - If 2nd month is set to current month +12, then disabled function.

- 2.4 • Date selection support 6 states, default, hover, depart_date, return_date, selected_range and disabled.
 - If the second date selected occurs prior to the first date, then make departure date and require selection of return date.
 - We have based the desktop date range pickers on material.io.
 - for example of function: <https://material.io/components/date-pickers#desktop-pickers>
 - On selecting 'Departure date' then animates to '05.01_Select_Passengers'
 - Delay animation 1000 milliseconds, then fade out animation to last 400 milliseconds.

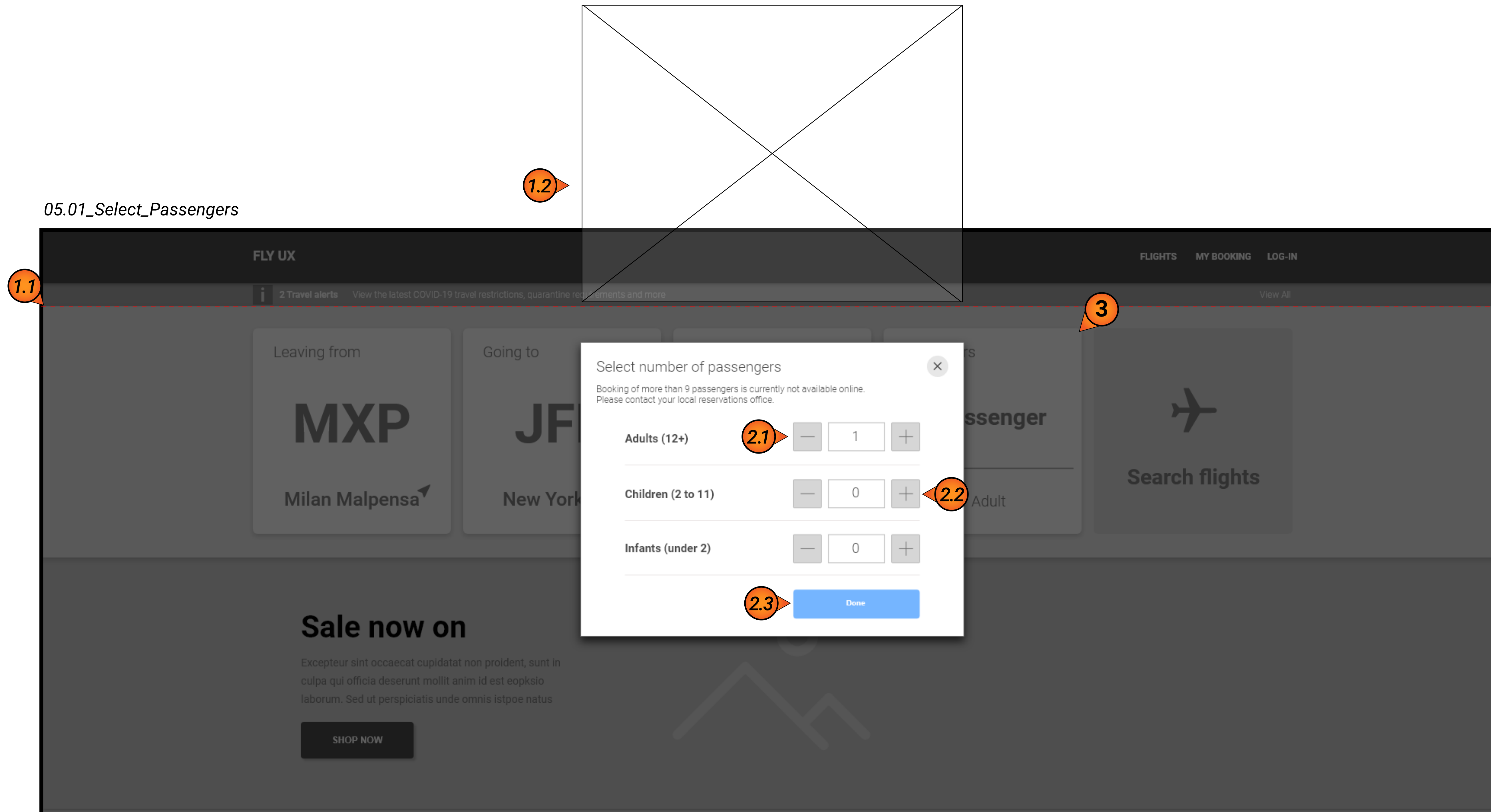
3 Hero cards

- On completion of selection, update detail of hero on landing page.

For examples of functionality, please view prototype.

[click here](#)

05.01_Select_Passengers

**1 Transition fade & animation**

- 1.1 • Start position below Travel alerts banner
- 1.2 • Animation to last 250 milliseconds.

2 Passenger selection card

- 2.1 • Stepper button support 2 states, default and hover.
 - On selection, -1 unit.
- 2.2 • Stepper button support 2 states, default and hover.
 - On selection, +1 unit.
- 2.3 • Button support 2 states, default and hover with elevation.
 - On selecting 'Done' then animates to '06.01_Landing_page_search_enabled'
 - Fade out animation to last 400 milliseconds.

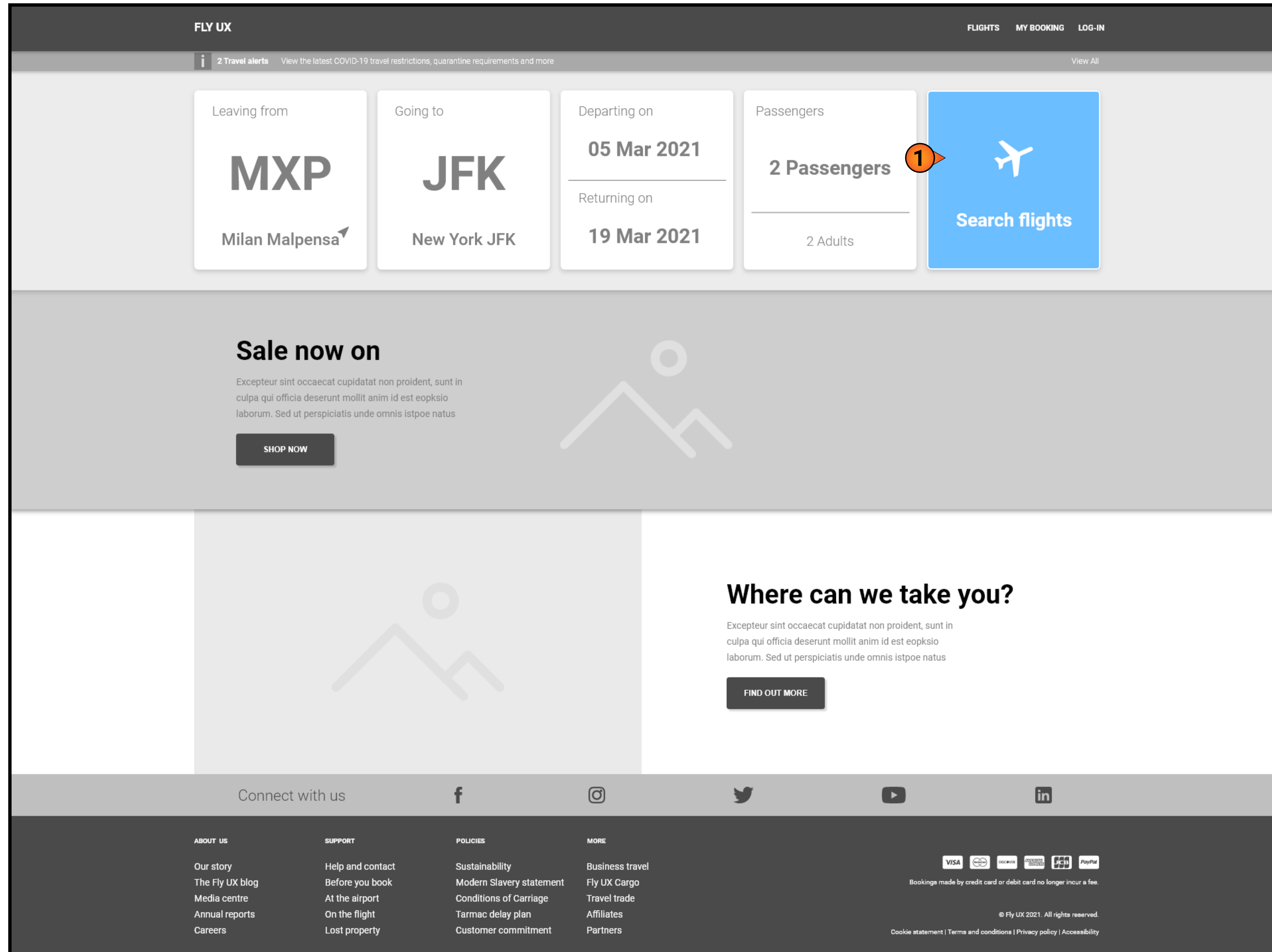
3 Hero cards

- On completion of selection, update detail of hero on landing page.
- See formatting in 02.06_passenger_card, when multiples are added.

For examples of functionality, please view prototype.

[click here](#)

06.01_Landing_page_search_enabled



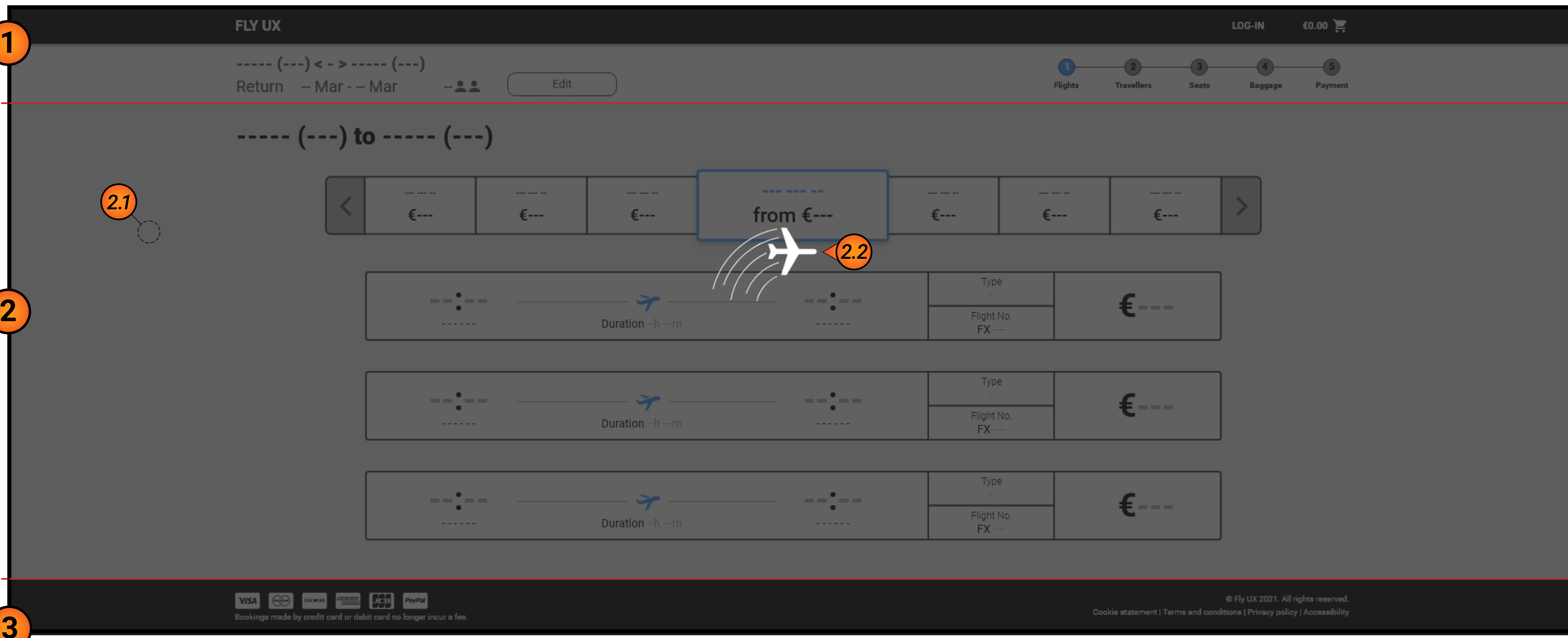
1 'Search flights' Card

- This card supports 3 different states, disabled, enabled and hover with elevation.
- If all values are filled, enable card
- On approval, plane icons will be available in project folder -> assets/icons.
- On selection card animates to '07.01_flight_selection-loading_state'
- Animation to last 400 milliseconds.

For examples of functionality, please view prototype.

[click here](#)

07.01_flight_selection-loading_state



1 Header

- This version to appear on booking pages.
- On scroll sticky header.

2 Body

- When loading data, display as skeleton state:

2.1 - Overlay with #000000 at 60% transparency.

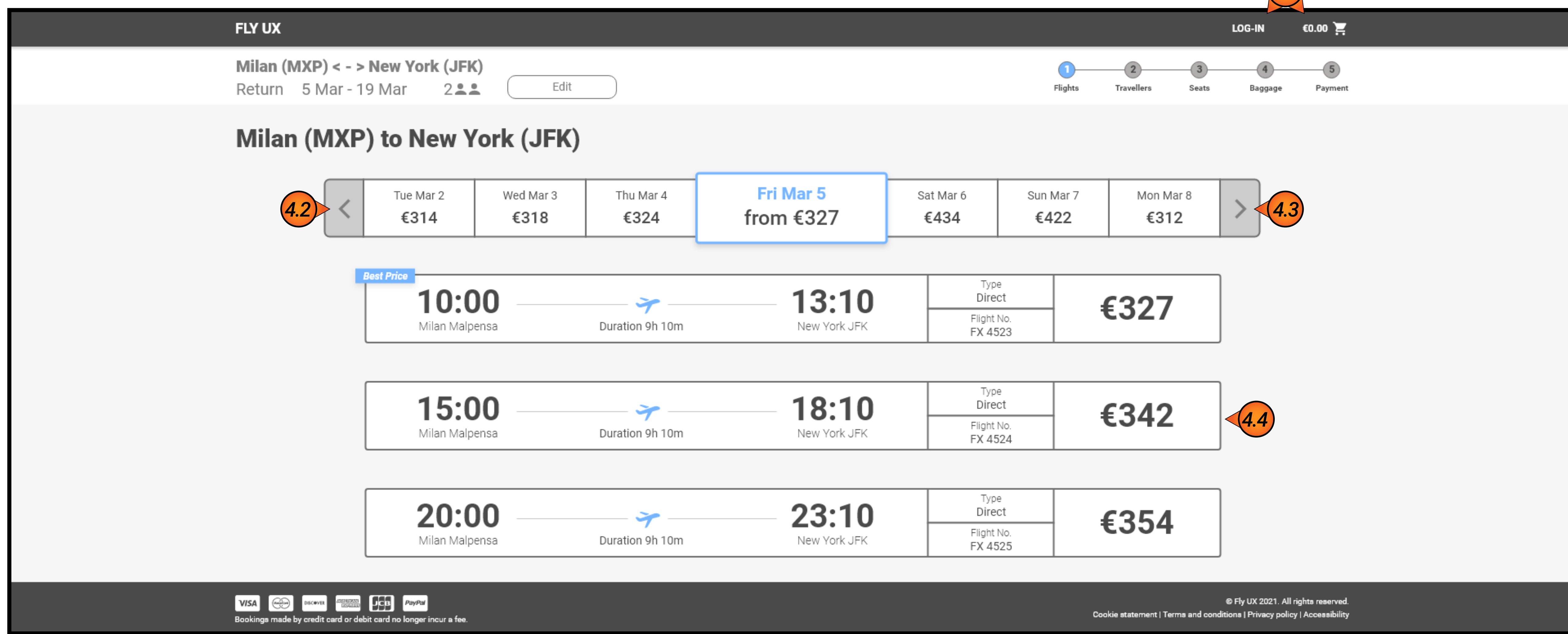
2.2 - On page load, use icon for circular indeterminate progress indicator.

- On approval, loading_icon.svg available in project folder -> assets/icons.

3 Footer

- This version to appear on booking pages.

07.02_Flight_availability



3 Functionality

- 4.1 - Navigation menu text approved.
- Links support 2 different states, default and hover with elevation.

- On selection:
Log-in --> pop up (to be designed);
Basket --> pop up (to be designed).

4.2 - Previous date carousel button.

- Button support 3 states, enabled, disabled & hover.

- On selection, -1 day.

- If date is equal to current date, set to disabled.

4.3 - Next date carousel button.

- Button support 3 states, enabled, disabled & hover.

- On selection, +1 day.

- If date is equal to current date +365, set to disabled.

4.4 - Flight detail card support 3 states, default, hover and enabled.

- On selection, animate to class selection, see 07.03_class_selection below

- Animation to last 400 milliseconds.

4.5 - On selection of flight, live update shopping cart.

4.6 - Flight class card support 3 states, default, selected and hover.

- Only show available class options at time of booking.
For example, if no seats available in 'Business', do not show 'Business' card. It is incorrect to show as disabled state.

4.7 - On selection:
--> If return flight required, animate to 07.04_return_flight. See below.
--> If no return flight required, animate to 08.01_Login.

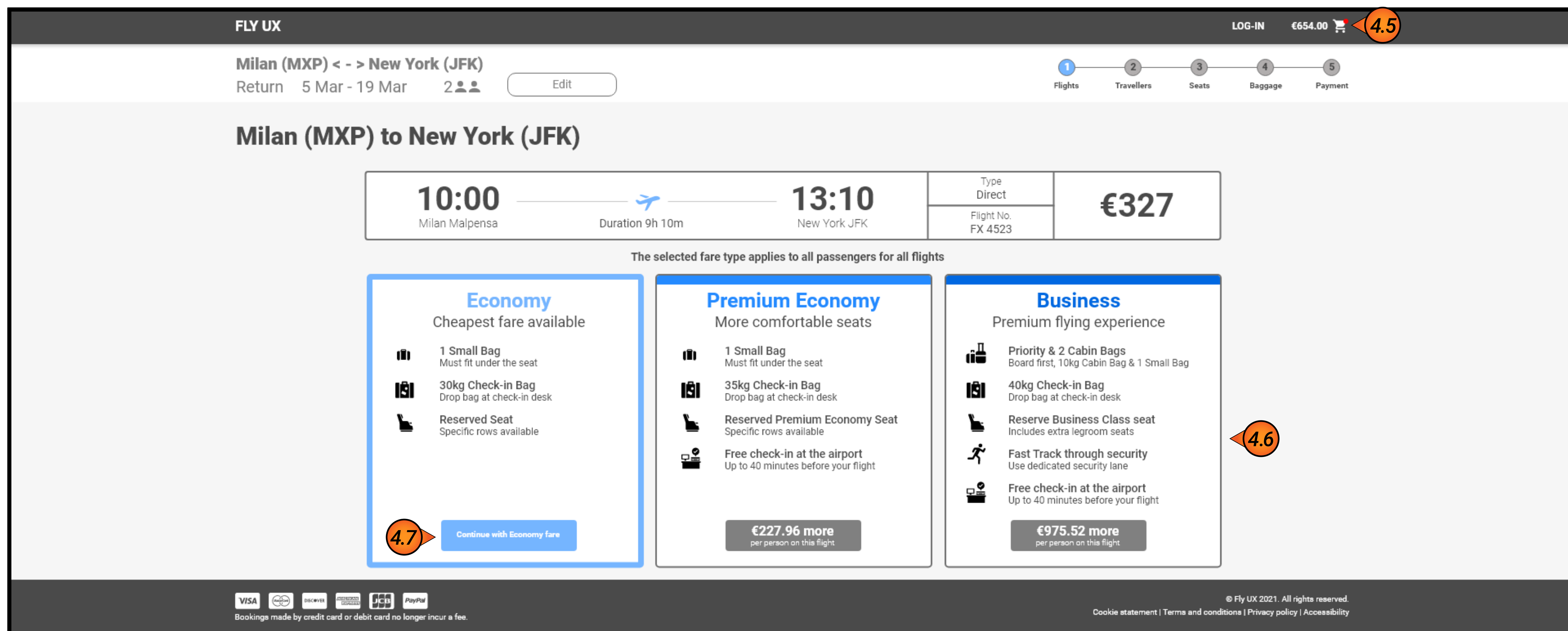
- Animation to last 400 milliseconds.

4.8 - On selection, animate pop up for editable details (to be designed).

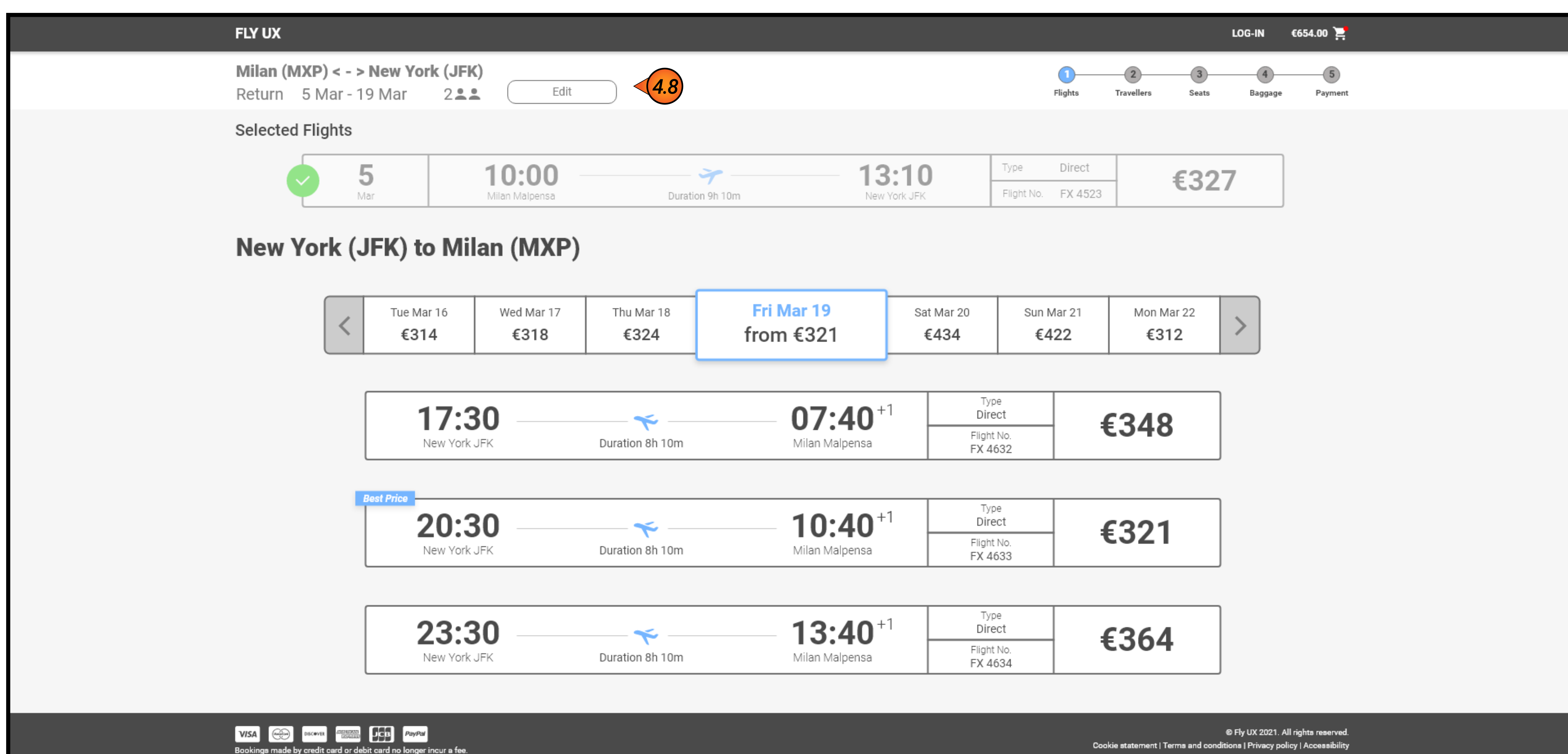
For examples of functionality, please view prototype.

[click here](#)

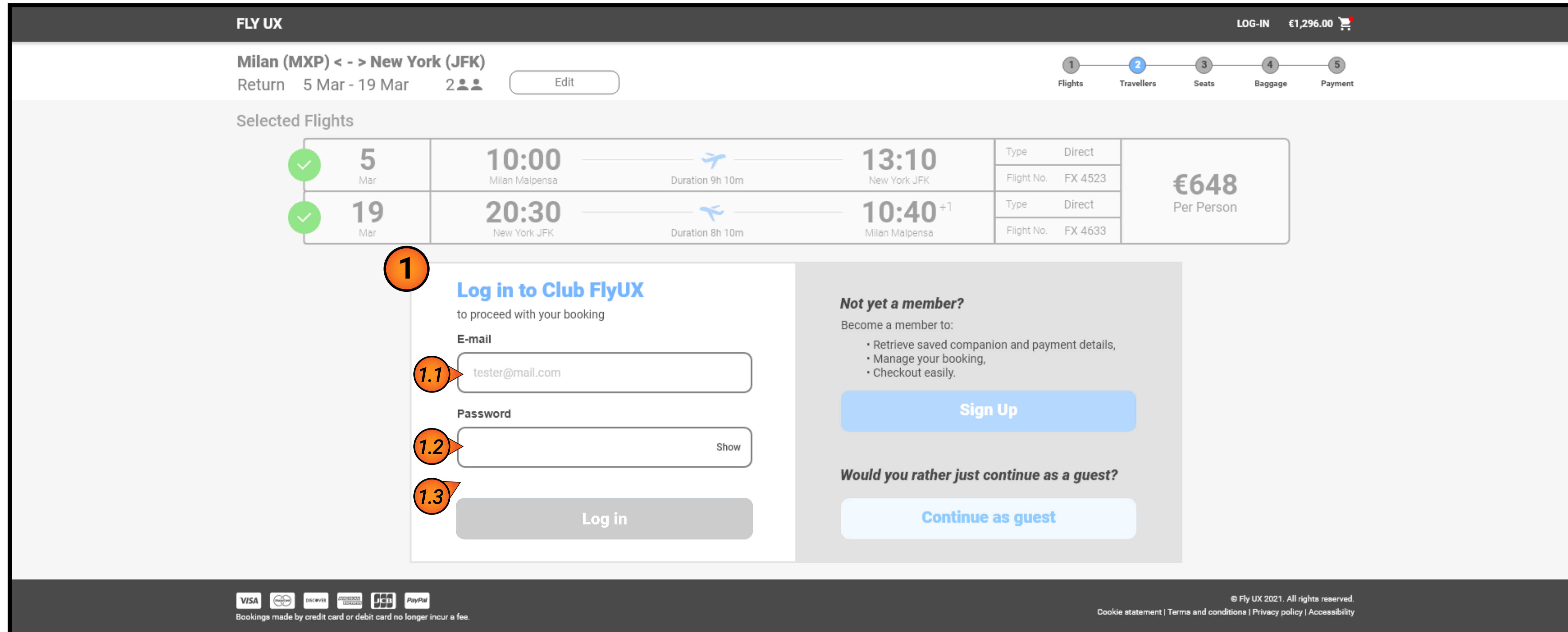
07.03_Class_selection



07.04_return_flight



08.01_login



1 Log in

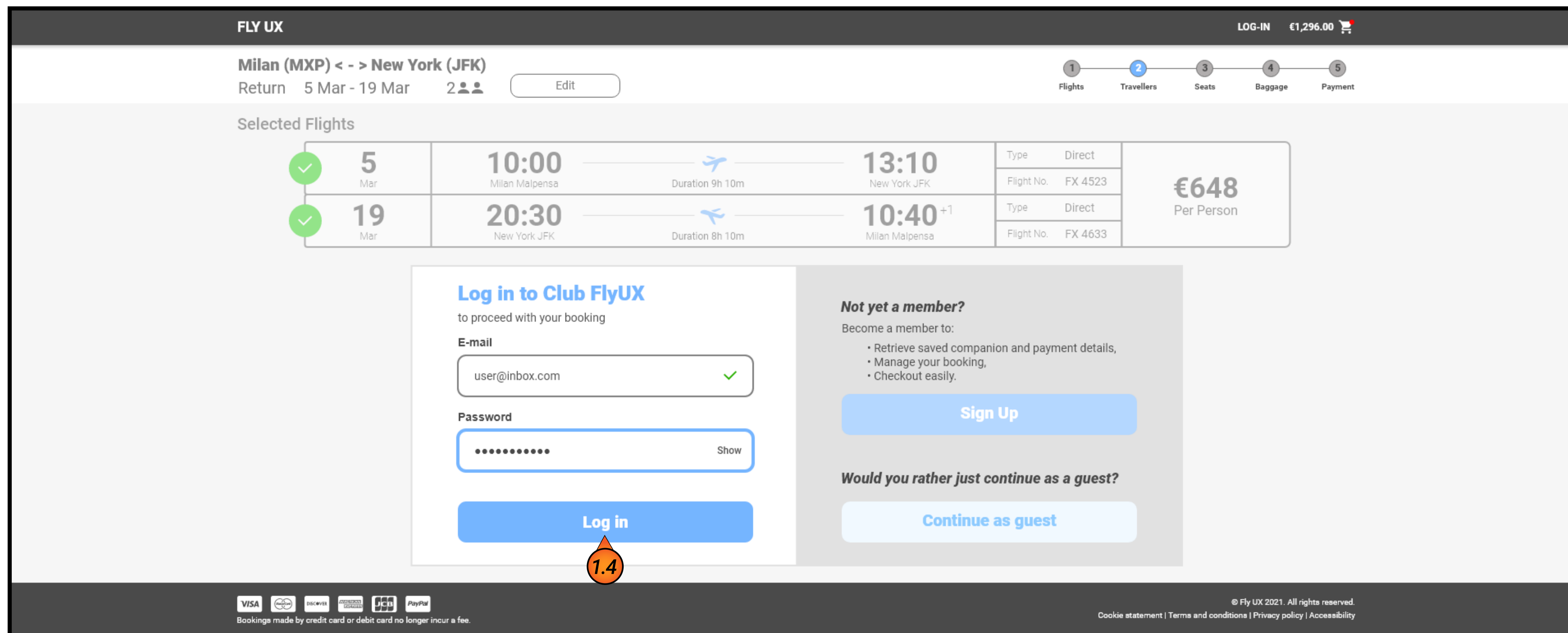
- 1.1 • E-mail input field supports 3 different states: enabled, highlighted on hover and selected when taking the focus.
- The field is subject to in-line validation. The associated errors are described by the calling context.
- Validation is performed after the data entry.
 1. When an error has occurred, the error field:
 - Highlights to red.
 - Shows the related error message underneath the field.
 - Validation occurs as above.
 2. When an error has occurred:
 - The log in button becomes disabled.
 - Show error message below button and disable button until error is resolved.
 - On resolution of error, remove error message and enable button.
 3. If validation detects correct format, provide a green tick. See 08.02_login-complete

- 1.2 • Password input field supports 3 different states: enabled, highlighted on hover and selected when taking the focus.
- On typing, use masking.

- 1.3 • Include a 'Forgot password?' link.

- 1.4 • Log-in button supports 3 different states: enabled, disabled and highlighted on hover.
- On page load, button must be disabled. Only on verification, button state changed to enabled
- On selection, if email and password verify, then animates to '09.01_passenger_detail'.
- Animation to last 400 milliseconds.

08.02_login-complete



For examples of functionality, please view prototype.

[click here](#)

09.01_passenger_detail

FLY UX LOG-IN €1,296.00

Milan (MXP) < - > New York (JFK)
Return 5 Mar - 19 Mar 2 Edit

1 Flights 2 Travellers 3 Seats 4 Baggage 5 Payment

Selected Flights

✓ 5 Mar	10:00 Milan Malpensa	Duration 9h 10m	13:10 New York JFK	Type Direct Flight No. FX 4523	€648 Per Person
✓ 19 Mar	20:30 New York JFK	Duration 8h 10m	10:40 ⁺¹ Milan Malpensa	Type Direct Flight No. FX 4633	

Passenger Information

Passenger 1

Title: 1.1 ▼

First Name: 1.2

Surname:

Passenger 2

Title: ▼

First Name:

Surname:

Continue

© Fly UX 2021. All rights reserved. Bookings made by credit card or debit card no longer incur a fee.

1 Passenger detail cards

- 1.1** • Dropdown supports 3 different states: enabled, opened and hover.
- When in open state, display Mr, Mrs & Ms.
- Opening direction is dependant on screen positions. Must avoid opening off screen and adapt to the space available.
- 1.2** • Name input field supports 4 different states: default, enabled, highlighted on hover and selected when taking the focus.
- Placeholder text not required.
- 1.3** • Button supports 3 different states: enabled, disabled and hover.
- On page load, button must be disabled.
- Enable button when all input are valid.
- On selection animate to '10.01_seat_selection'
- Animation to last 400 milliseconds.

For examples of functionality, please view prototype.

[click here](#)

09.02_passenger_detail-complete

FLY UX LOG-IN €1,296.00

Milan (MXP) < - > New York (JFK)
Return 5 Mar - 19 Mar 2 Edit

1 Flights 2 Travellers 3 Seats 4 Baggage 5 Payment

Selected Flights

✓ 5 Mar	10:00 Milan Malpensa	Duration 9h 10m	13:10 New York JFK	Type Direct Flight No. FX 4523	€648 Per Person
✓ 19 Mar	20:30 New York JFK	Duration 8h 10m	10:40 ⁺¹ Milan Malpensa	Type Direct Flight No. FX 4633	

Passenger Information

Passenger 1

Title: ▼

First Name:

Surname:

Passenger 2

Title: ▼

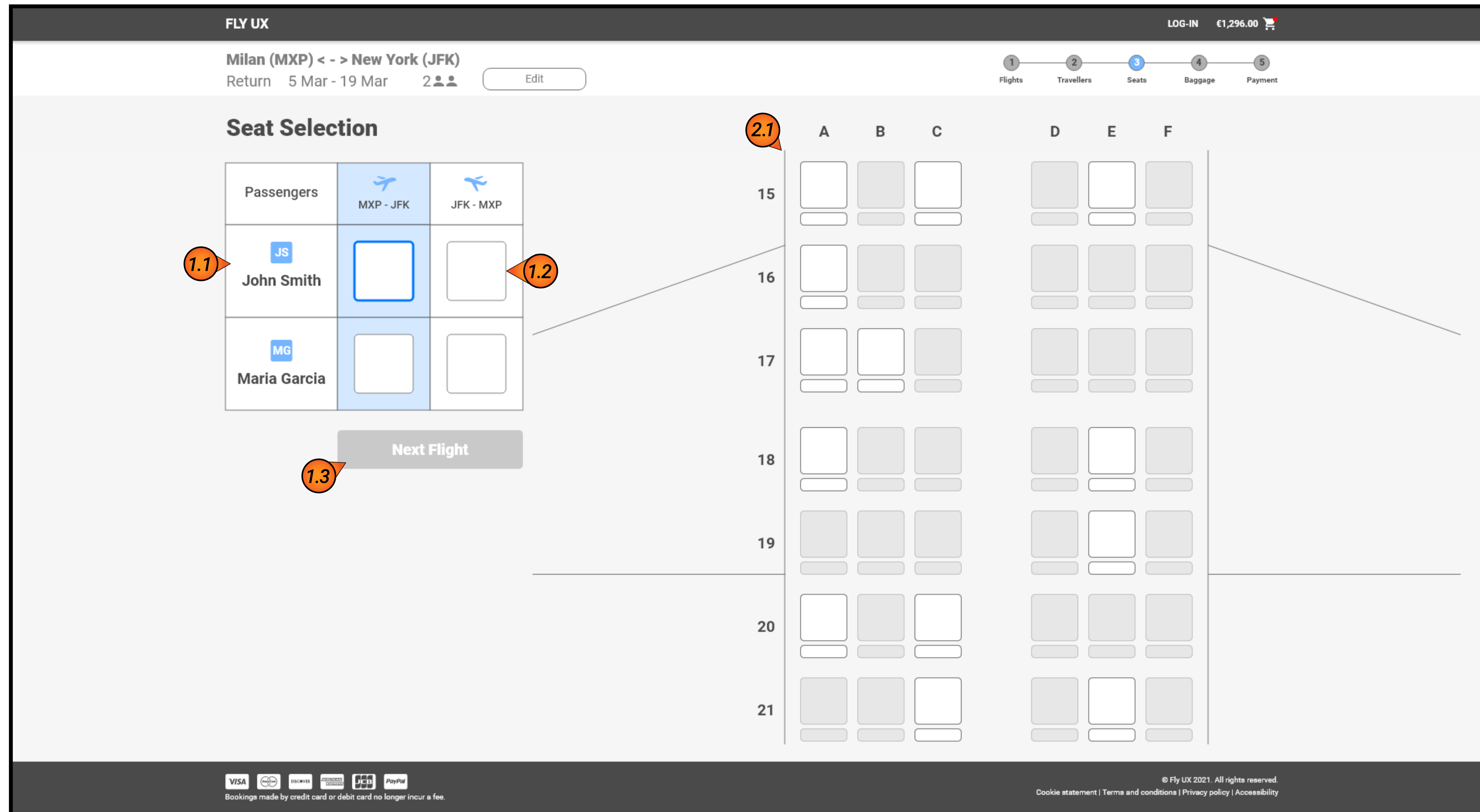
First Name:

Surname:

Continue 1.3

© Fly UX 2021. All rights reserved. Bookings made by credit card or debit card no longer incur a fee.

10.01_seat_selection



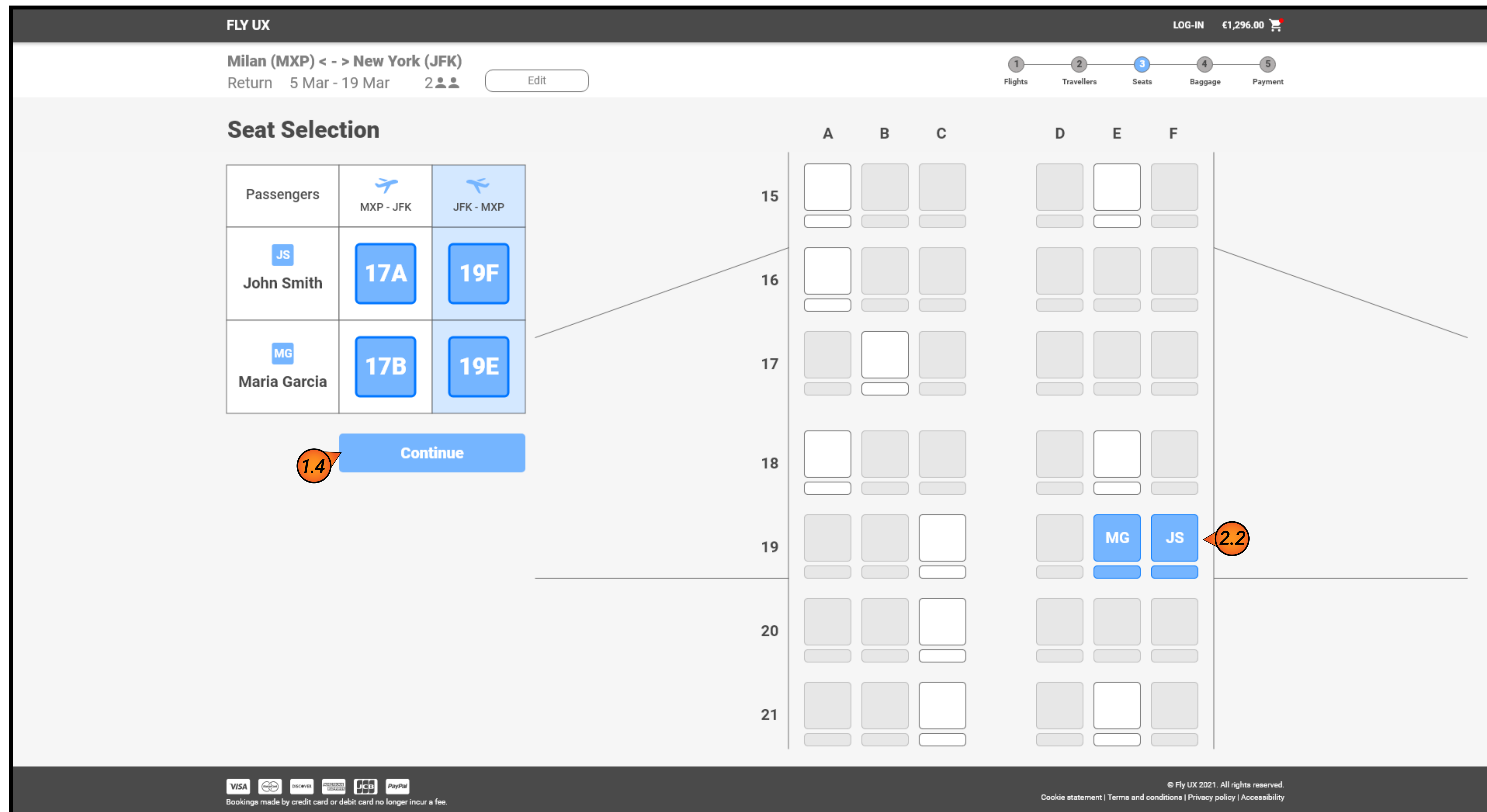
1 Seat selection card

- 1.1 • Pull passenger name and initials from passenger detail inputs.
- 1.2 • Selected seat field supports 3 different states: enabled, disabled and selected with seat number.
 - On page load, enable passenger 1 departing flight seat selection.
- 1.3 • Next flight button supports 3 different states: enabled, disabled and hover.
 - On page load, button must be disabled.
 - Enable button when all input are valid.
- 1.4 • Continue button supports 3 different states: enabled, disabled and hover.
 - On page load, button must be disabled.
 - Enable button when all input are valid.
 - On selection animate to next step.
 - Animation to last 400 milliseconds.

2 Seat availability

- 2.1 • On page load, show only section of plane that corresponds to class selected:
 - If 'Economy' is selected, only show seat rows 15 to 30.
- 2.2 • Selected seat icon supports 4 different states: enabled, disabled, highlight with hover and selected with passenger initials.

10.02_seat_selection-complete



For examples of functionality, please view prototype.

[click here](#)